


International Tube & Conduit Company Ltd.



BRITISH STANDARD STEEL CONDUITS & FITTINGS



bsi.



VISION STATEMENT

We strive to exceed our customers’ expectations through leading edge technologies and managerial advanced production solutions. ITCC is committed to adding value, achieving trust, creativity and innovation in providing galvanized and coated steel tubes.

ITCC is a major manufacturer of Steel Conduits, Steel Tubes, Scaffolding and Construction Props, as well as fence materials.

It operates a state-of-the-art manufacturing and assembly facility located in King Abdullah Economic City.

ITCC also uses the latest technologies to produce defect-free and high quality products and services meeting the needs of customers across different segments.

COMPANY PROFILE

ITCC produces the following ranges of products:

- Electrical conduits: EMT, IMC, RMC, BS31, BS4568, FC & Fittings.
- Tubes and hollow sections: round, square and rectangular.
- Fence materials: chain link, barbed wire and concertina (Galvanized & PVC coated).
- Scaffolding and construction props.
- Steel fabrication.
- Green houses & handrails.



TEST REPORT



Test Report No 4786307938.NC13780
Date of issue 2014-04-20
Applicant INTERNATIONAL TUBE & CONDUIT CO LTD
 PO BOX 10374
 JEDDAH , KSA 21433, SA
Manufacturer INTERNATIONAL TUBE & CONDUIT CO LTD
 PO BOX 10374
 JEDDAH , KSA 21433, SA
Product Description Steel conduits of size 20mm,25mm,32mm.
Ratings Class4
Product Sample Tested in accordance with The equipment constructed in accordance with the description, drawings and photographs incorporated in this report and as declared by the manufacturer has been verified in accordance with BS 4568-1:1970 incorporating amendment Nos 1 and 2
Date of Tests 2014-04-15 to 2014-04-16

This Test Report consists of 19 no. of pages including this cover page.

[Signature]
Evaluator

[Signature]
Reviewer

This test report and test result obtained applies only to the product tested. UL has not established Follow-Up Service or other surveillance of the product. The Applicant and/or Manufacturer are solely and fully responsible for conformity of all products to all applicable standards, specifications or requirements. Copyright © 2013 UL LLC. UL LLC authorizes the above named company (Applicant) to reproduce this report provided it is reproduced in its entirety.

NFPA 130 Standard

UL TEST REPORT									
Report No	4787186263 -UL-R1								
Project No	4787186263								
Testing Date	December 2 nd , 2015								
Date of issue	January 20, 2016								
Total number of pages	9								
Test Type	Witness Testing								
Applicant's Name	Mr. Shelesh Tiwari								
Address	INTERNATIONAL TUBE & CONDUIT CO LTD P.O.Box 10374, Jeddah 21433, KSA								
Project Scope	Fire test for 1 Hour at 500°C of an assembly consisting of two conduit assembly installed on 200 mm thick masonry wall in vertical orientation and horizontal orientation.								
Test Procedure	2 units of 32 mm BS 4568 conduit (as declared by customer) were installed on 200mm thick masonry wall in vertical and horizontal orientation (as shown in photographs). The wall was placed in the furnace with assembly exposed to fire for 1 hour. The temperature of the furnace was maintained so as to achieve minimum 500 C for one hour. The installation of the conduit was done as per manufacturer's instruction (as shown in enclosure). At the end of 1 Hour, physical changes to the assembly were noted and mentioned in the report. Saddle at every 240mm of tested sample was installed to provide support as suggested by the applicant.								
Test Item	32 mm BS 4568 conduit (as declared by customer)								
	<table border="1"> <thead> <tr> <th>Item code</th> <th>Nominal Size</th> <th>Average Outer Diameter</th> <th>Average wall thickness</th> </tr> </thead> <tbody> <tr> <td>C-BS4112</td> <td>32 mm</td> <td>31.8mm</td> <td>1.6 mm</td> </tr> </tbody> </table>	Item code	Nominal Size	Average Outer Diameter	Average wall thickness	C-BS4112	32 mm	31.8mm	1.6 mm
Item code	Nominal Size	Average Outer Diameter	Average wall thickness						
C-BS4112	32 mm	31.8mm	1.6 mm						
Manufacturer's Name	INTERNATIONAL TUBE & CONDUIT CO LTD								
Address	P.O.Box 10374, Jeddah 21433, KSA								
Assembly construction	As shown in Enclosures								
Witness Engineer	Mr. Abhishek Kandoi								
This is to notify that samples of the product covered by this test report have been tested in accordance with the documents provided by the applicant. The applicant is authorized to reproduce the referenced test report provided it is reproduced in its entirety.									



Verification Certificate

This is to certify that: International Tube and Conduit Company
 King Abdullah Economic City
 Industrial Area Phase1
 Jeddah
 Kingdom of Saudi Arabia

Holds Certificate Number: VC 693850

In respect of:
BS EN 61386-21:2004+A11:2010 & BS EN 61386-1:2008
Conduit systems for cable management:
Part 21: Particular requirements — Rigid conduit systems

For and on behalf of BSI: *[Signature]*
 Chris Lewis - Certification Director, Product Certification

First Issued: 2018-11-19
 Latest Issue: 2018-11-19

Effective Date: 2018-11-19
 Expiry Date: 2021-11-18

Page: 1 of 2

...making excellence a habit™

This certificate has been issued by and remains the property of BSI Assurance UK Ltd, 389 Chiswick Court, Uxbridge, Middlesex, UK. It should be returned immediately upon request. To check its validity telephone +44 (0) 345 080 9000. An electronic certificate can be authenticated online.

BSI Assurance UK Limited, registered in England under number 7805321 at 389 Chiswick High Road, London W4 4AL, UK. A member of BSI Group of Companies.



By Royal Charter



Certificate SA10/2156

The management system of

International Tube and Conduit Company Ltd.

King Abdullah Economic City-Western Region, P.O Box 10374, Jeddah, 21433, Saudi Arabia

has been assessed and certified as meeting the requirements of

ISO 9001:2015

For the following activities

Manufacture, Sales and Distribution of Galvanized Steel Conduits, Steel Tubes, Scaffolding, Props, Formworks and Fencing Products and Accessories.

This certificate is valid from 1 April 2019 until 1 April 2022 and remains valid subject to satisfactory surveillance audits. Recertification audit due a minimum of 80 days before the expiration date. Issue 5. Certified since 1 April 2010



Authorized by *[Signature]*

BSI (United Kingdom) Ltd
 Rosemary Business Park, Elmshore Park, Chesham, Bucks HP8 5EN UK
 T +44 (0)1753 350666 F +44 (0)1753 350650 www.bsi.com

HC 905 9001 2015 0816

Page 1 of 1



This document is the property of the Company and is loaned to the Certificate Holder. It is to be used for the purposes of the Certificate only and is not to be reproduced, stored in a retrieval system, or transmitted in any form or by any means, electronic, mechanical, photocopying, recording, or otherwise, without the prior written permission of the Certificate Holder. The authority of this document may be verified at <http://www.bsi.com>. Any unauthorized alteration, forgery or falsification of the content or appearance of this document is illegal and punishable by law. Copyright © 2015 BSI.

CLASS 4

THREADED CONDUIT

- Heavy corrosion protection by Hot-Dip Galvanizing on the exterior and interior surface of the conduit.
- Threaded on both ends. One end fitted with coupling and the other protected by plastic end cap.
- Hot-Dipped Galvanized to BS EN ISO 1461 which supersedes BS 729.
- Metric size threading.
- Its Mechanical, Chemical and Electrical properties meet according to UL (RSC) & IEC 61386 Standards

Item Code	Nominal Size	Outside Diameter	Wall Thickness	Length	Calculated Weight
	mm	mm	mm	mm	Kg/pc
C-BS4175	20	19.85	1.6	3750	2.70
C-BS4110	25	24.8	1.6	3750	3.40
C-BS4112	32	31.8	1.6	3750	4.45

CLASS 3

THREADED CONDUIT

- Heavy corrosion protection by Hot-Dip Galvanizing on the exterior and medium corrosion protection by applying an organic coat on the interior surface of the conduit.
- Threaded on both ends. One end fitted with coupling and the other protected by plastic end cap.
- Metric size threading.
- Offer all kinds of packing.



Item Code	Nominal Size	Outside Diameter	Wall Thickness	Length	Calculated Weight
	mm	mm	mm	mm	Kg/pc
C-BS4075	20	19.85	1.6	3750	2.70
C-BS4010	25	24.8	1.6	3750	3.40
C-BS4012	32	31.8	1.6	3750	4.45

*** Other lengths are available upon request

BS 31 : CLASS 4

- Heavy corrosion protection by Hot-Dip Galvanizing on the exterior and interior surface of the conduit.
- Threaded on both ends. One end fitted with coupling and the other protected by plastic end cap.
- Hot-Dipped Galvanized to BS 31.
- Threading to BS 31.
- Offer all kinds of packing.

Item Code	Nominal Size	Outside Diameter	Wall Thickness	Length	Calculated Weight
	inch	mm	mm	mm	Kg/pc
C-BS3175	¾	19.05	1.63	3000	2.13
C-BS3110	1	25.40	1.63	3000	2.91
C-BS3111	1¼	31.75	1.63	3000	3.69
C-BS3112	1½	38.10	1.83	3000	5.00
C-BS3120	2	50.80	2.03	3000	7.44



BS 31 : CLASS 3

- Heavy corrosion protection by Hot-Dip Galvanizing on the exterior and medium corrosion protection by applying an organic coat on the interior surface of the conduit.
- Threaded on both ends. One end fitted with coupling and the other protected by plastic end cap.
- Threading to BS 31.
- Offer all kinds of packing.

Item Code	Nominal Size	Outside Diameter	Wall Thickness	Length	Calculated Weight
	inch	mm	mm	mm	Kg/pc
C-BS3075	¾	19.05	1.63	3000	2.13
C-BS3010	1	25.40	1.63	3000	2.91
C-BS3011	1¼	31.75	1.63	3000	3.69
C-BS3012	1½	38.10	1.83	3000	5.00
C-BS3020	2	50.80	2.03	3000	7.44

*** Other lengths are available upon request

BOXES - CIRCULAR, SMALL & LARGE

- **Material :** Malleable Iron
- **Finish:** Hot Dipped Galvanized
- Supplied without cover or fixing screws
- With tapped hole in base for earthing screw
- 20/25mm Boxes - Cover fixings M4 at 50.8mm centers
- 32mm Boxes - Cover fixing M4 at 71.5mm centers
- 20mm Boxes - internal depth 25mm minimum, internal diameter 60.3mm
- 25mm Boxes - internal depth 28mm minimum, internal diameter 60.3mm
- 32mm Boxes - internal depth 40mm minimum, internal diameter 81mm

TERMINAL



ITEM CODE	SIZE
B-BC0120	20 mm
B-BC0125	25 mm
B-BC0132	32 mm

BRANCH TWO WAY (U)



ITEM CODE	SIZE
B-BC0620	20 mm
B-BC0625	25 mm
B-BC0632	32 mm

ANGLE



ITEM CODE	SIZE
B-BC0220	20 mm
B-BC0225	25 mm
B-BC0232	32 mm

BRANCH THREE WAY (Y)



ITEM CODE	SIZE
B-BC0720	20 mm
B-BC0725	25 mm
B-BC0732	32 mm

THROUGH



ITEM CODE	SIZE
B-BC0320	20 mm
B-BC0325	25 mm
B-BC0332	32 mm

TWIN THROUGH WAY (H)



ITEM CODE	SIZE
B-BC0820	20 mm
B-BC0825	25 mm
B-BC0832	32 mm

TEE



ITEM CODE	SIZE
B-BC0420	20 mm
B-BC0425	25 mm
B-BC0432	32 mm

BACK OUTLET



ITEM CODE	SIZE
B-BC0920	20 mm
B-BC0925	25 mm
B-BC0932	32 mm

INTERSECTION



ITEM CODE	SIZE
B-BC0520	20 mm
B-BC0525	25 mm
B-BC0532	32 mm

TERMINAL WITH BACK OUTLET



ITEM CODE	SIZE
B-BC1020	20 mm
B-BC1025	25 mm
B-BC1032	32 mm

BOXES - CIRCULAR, SMALL & LARGE

- **Material :** Malleable Iron
- **Finish:** Hot Dipped Galvanized
- Supplied without cover or fixing screws
- With tapped hole in base for earthing screw
- 20/25mm Boxes - Cover fixings M4 at 50.8mm centers
- 32mm Boxes - Cover fixing M4 at 71.5mm centers
- 20mm Boxes - internal depth 25mm minimum, internal diameter 60.3mm
- 25mm Boxes - internal depth 28mm minimum, internal diameter 60.3mm
- 32mm Boxes - internal depth 40mm minimum, internal diameter 81mm

ANGLE WITH BACK OUTLET



ITEM CODE	SIZE
B-BC1120	20 mm
B-BC1125	25 mm
B-BC1132	32 mm

BRANCH THREE WAY (Y) WITH BACK OUTLET



ITEM CODE	SIZE
B-BC1620	20 mm
B-BC1625	25 mm
B-BC1632	32 mm

THROUGH WITH BACK OUTLET



ITEM CODE	SIZE
B-BC1220	20 mm
B-BC1225	25 mm
B-BC1232	32 mm

TWIN THROUGH WAY (H) WITH BACK OUTLET



ITEM CODE	SIZE
B-BC1720	20 mm
B-BC1725	25 mm
B-BC1732	32 mm

TEE WITH BACK OUTLET



ITEM CODE	SIZE
B-BC1320	20 mm
B-BC1325	25 mm
B-BC1332	32 mm

TANGENT ANGLE



ITEM CODE	SIZE
B-BC0220T	20 mm
B-BC0225T	25 mm
B-BC0232T	32 mm

INTERSECTION WITH BACK OUTLET



ITEM CODE	SIZE
B-BC1420	20 mm
B-BC1425	25 mm
B-BC1432	32 mm

TANGENT THROUGH



ITEM CODE	SIZE
B-BC0320T	20 mm
B-BC0325T	25 mm
B-BC0332T	32 mm

BRANCH TWO WAY (U) WITH BACK OUTLET



ITEM CODE	SIZE
B-BC1520	20 mm
B-BC1525	25 mm
B-BC1532	32 mm

TANGENT TEE



ITEM CODE	SIZE
B-BC0420T	20 mm
B-BC0425T	25 mm
B-BC0432T	32 mm

BOXES - CIRCULAR, LARGE

- **Material :** Malleable Iron
- **Finish:** Hot Dipped Galvanized
- 81mm internal diameter
- 20mm Box and 25mm Box - Minimum 35mm Deep
- 32mm Box - Minimum 40mm Deep
- Tapped M4 at 71.5mm Centers.
- With tapped hole in base for earthing screw.
- Supplied without cover of fixing screws

TERMINAL



ITEM CODE	SIZE
B-BC0120L	20 mm
B-BC0125L	25 mm
B-BC0132L	32 mm

ANGLE



ITEM CODE	SIZE
B-BC0220L	20 mm
B-BC0225L	25 mm
B-BC0232L	32 mm

THROUGH



ITEM CODE	SIZE
B-BC0320L	20 mm
B-BC0325L	25 mm
B-BC0332L	32 mm

TEE



ITEM CODE	SIZE
B-BC0420L	20 mm
B-BC0425L	25 mm
B-BC0432L	32 mm

INTERSECTION



ITEM CODE	SIZE
B-BC0520L	20 mm
B-BC0525L	25 mm
B-BC0532L	32 mm

CIRCULAR - BOXES, SMALL EXTENSION

- **Material :** Malleable Iron
- **Finish:** Hot Dipped Galvanized
- 60.3mm Internal Diameter
- 20mm Box - Minimum 25mm Deep
- 25mm Box - Minimum 28mm Deep
- Tapped M4 at 50.8mm Centers.
- With tapped hole in base for earthing screw.
- Supplied without cover of fixing screws unless ordered

TERMINAL



ITEM CODE	SIZE
B-BC0120EX	20 mm
B-BC0125EX	25 mm

ANGLE



ITEM CODE	SIZE
B-BC0220EX	20 mm
B-BC0225EX	25 mm

THROUGH



ITEM CODE	SIZE
B-BC0320EX	20 mm
B-BC0325EX	25 mm

TEE



ITEM CODE	SIZE
B-BC0420EX	20 mm
B-BC0425EX	25 mm

INTERSECTION



ITEM CODE	SIZE
B-BC0520EX	20 mm
B-BC0525EX	25 mm

COVERS, GASKETS, RINGS AND LOOPING IN BOXES

FEMALE DOME COVER



ITEM CODE	SIZE
B-CV0220M	20 mm
B-CV0225M	25 mm
B-CV0232M	32 mm

- **Material :** Malleable Iron
- **Finish:** Hot Dipped Galvanized

FEMALE DOME COVER



ITEM CODE	SIZE
B-CV0220S	20 mm
B-CV0225S	25 mm
B-CV0232S	32 mm

- **Material :** Steel
- **Finish:** Galvanized

HOOK



ITEM CODE	SIZE
B-HK0120	20 mm
B-HK0125	25 mm

- **Material :** Malleable Iron
- **Finish:** Hot Dipped Galvanized

HOOK COVER



ITEM CODE	SIZE
B-CV0420	20 mm
	25 mm

- **Material :** Steel
- **Finish:** Galvanized

CIRCULAR BOX COVER



ITEM CODE	SIZE
B-CV0320	20 mm
	25 mm
B-CV0332	32 mm

- **Material:** Steel
- **Finish:** Galvanized

RUBBER GASKET FOR CIRCULAR BOX



ITEM CODE	SIZE
B-RG0120	20 mm
	25 mm
B-RG0132	32 mm

- **Material:** Rubber

BALL & SOCKET, EARTHED COVER



ITEM CODE	SIZE
B-CV0120	20 mm
B-CV0125	25 mm

- **Material :** Malleable Iron with copper Earth wire
- **Finish:** Hot Dipped Galvanized

CIRCULAR BOX 20&25 MM EXTENSION RING



ITEM CODE	HEIGHT
B-RN0120	20 mm
B-RN0125	25 mm
B-RN0132	32 mm

- **Material:** Steel
- **Finish:** Galvanized

LOOPING IN BOX



ITEM CODE	SIZE
B-BL0120-1 M	20 mm
B-BL0120-2 M	20 mm
B-BL0120-3 M	20 mm
B-BL0120-4 M	20 mm

- **Material :** Malleable Iron
- **Finish:** Hot Dipped Galvanized

LOOPING IN BOX



ITEM CODE	SIZE
B-BL0120-1 S	20 mm
B-BL0120-2 S	20 mm
B-BL0120-3 S	20 mm
B-BL0120-4 S	20 mm

- **Material :** Steel
- **Finish:** Galvanized

***HDG upon request

COUPLINGS

COUPLING



ITEM CODE	SIZE
B-CP0120	20 mm
B-CP0125	25 mm
B-CP0132	32 mm

EXPANSION COUPLING



ITEM CODE	SIZE
B-CP0220	20 mm
B-CP0225	25 mm
B-CP0232	32 mm

SHORT NIPPLE



ITEM CODE	SIZE
B-CP0320	20 mm
B-CP0325	25 mm
B-CP0332	32 mm

- **Material:** Steel
- **Finish:** Galvanized

LONG NIPPLE 300MM LONG



ITEM CODE	SIZE
B-CP0420	20 mm
B-CP0425	25 mm
B-CP0432	32 mm

EARTHING COUPLING



ITEM CODE	SIZE
B-CP0620	20 mm
B-CP0625	25 mm
B-CP0632	32 mm

- **Material:** Steel
- **Finish:** Galvanized

FLANGE COUPLING WITH LEAD WASHER & LONG MALE BUSH



ITEM CODE	SIZE
B-CP0520	20 mm
B-CP0525	25 mm
B-CP0532	32 mm

- **Material:** Malleable Iron
- **Finish:** Galvanized

BENDS

INSPECTION ELBOW



ITEM CODE	SIZE
B-EL0120	20 mm
B-EL0125	25 mm
B-EL0132	32 mm

INSPECTION BEND



ITEM CODE	SIZE
B-EL0220	20 mm
B-EL0225	25 mm
B-EL0232	32 mm

INSPECTION TEE



ITEM CODE	SIZE
B-EL0320	20 mm
B-EL0325	25 mm
B-EL0332	32 mm

- **Material:** Malleable Iron Body with Steel Cover
- **Finish:** Galvanized

90° NORMAL BEND, INTERNAL THREAD



ITEM CODE	SIZE
B-EL0420	20 mm
B-EL0425	25 mm
B-EL0432	32 mm

- **Material:** Steel
- **Finish:** Galvanized

***HDG upon request

BUSHES

MALE BUSH - SHORT



ITEM CODE	SIZE
B-BS0120	20 mm
B-BS0125	25 mm
B-BS0132	32 mm

MALE BUSH - LONG



ITEM CODE	SIZE
B-BS0220	20 mm
B-BS0225	25 mm
B-BS0232	32 mm

FEMALE BUSH



ITEM CODE	SIZE
B-BS0320	20 mm
B-BS0325	25 mm
B-BS0332	32 mm

REDUCER



ITEM CODE	SIZE
B-RD2520	25x20 mm
B-RD3220	32x20 mm
B-RD3225	32x25 mm

- **Material:** Brass
- **Finish:** Self Colour

- **Material:** Malleable Iron
- **Finish:** Galvanized

PLUGS

STOPPING PLUG HEXAGONAL HEAD



ITEM CODE	SIZE
B-PL0120	20 mm
B-PL0125	25 mm
B-PL0132	32 mm

STOPPING PLUG SLOTTED HEAD



ITEM CODE	SIZE
B-PL0220	20 mm
B-PL0225	25 mm
B-PL0232	32 mm

- **Material:** Malleable Iron
- **Finish:** Galvanized

- **Material:** Brass
- **Finish:** Self Colour

ADAPTERS

METRIC TO IMPERIAL



ITEM CODE	SIZE
B-AD2075	20 mm - 3/4"
B-AD25100	25 mm - 1"

IMPERIAL TO METRIC



ITEM CODE	SIZE
B-AD7520	3/4" - 20 mm
B-AD10025	1" - 25 mm

- **Material :** Steel
- **Finish:** Galvanized

- **Material :** Steel
- **Finish:** Galvanized

***HDG upon request

LOCKNUTS & WASHERS

HEXAGONAL LOCKNUT - LIGHT 3mm THK



ITEM CODE	SIZE
B-LN0120	20 mm
B-LN0125	25 mm
B-LN0132	32 mm

HEXAGONAL LOCKNUT - HEAVY 6mm THK



ITEM CODE	SIZE
B-LN0220	20 mm
B-LN0225	25 mm
B-LN0232	32 mm

LOCKING RING



ITEM CODE	SIZE
B-LN0320	20 mm
B-LN0325	25 mm
B-LN0332	32 mm

WASHER



ITEM CODE	SIZE
B-W0420	20 mm
B-W0425	25 mm
B-W0432	32 mm

- **Material:** Steel
- **Finish:** Galvanized

SADDLES

HALF SADDLE



ITEM CODE	SIZE
B-SD0120	20 mm
B-SD0125	25 mm
B-SD0132	32 mm

PLAIN SADDLE



ITEM CODE	SIZE
B-SD0220	20 mm
B-SD0225	25 mm
B-SD0232	32 mm

DISTANCE SADDLE



ITEM CODE	SIZE
B-SD0320	20 mm
B-SD0325	25 mm
B-SD0332	32 mm

BAR SADDLE



ITEM CODE	SIZE
B-SD0420	20 mm
B-SD0425	25 mm
B-SD0432	32 mm

HOSPITAL SADDLE



ITEM CODE	SIZE
B-SD0520	20 mm
B-SD0525	25 mm
B-SD0532	32 mm

CRAMPET



ITEM CODE	SIZE
B-CR0120	20 mm
B-CR0125	25 mm

- **Material:** Steel & Malleable Iron base of Distance Saddle & Hospital Saddle
- **Finish:** Galvanized

***HDG upon request

DIE SET

Item Code	Description
BS-TDS001	20mm & 25mm Die Set: - 1 x Die for 20mm - 1 x Die for 25mm - 1 x Die Stock per set with detachable handle
BS-TDS002	32mm Die Set: - 1 x Die Set for 32mm - 1 x Die Stock per set with detachable handle



CONDUIT BENDING MACHINE

Item Code	Description
BS-BND020	20 & 25mm Conduit Bending Machine
BS-BND032	32mm Conduit Bending Machine



MALLEABLE IRON CIRCULAR BOXES

Material: Malleable Iron

Finish: Hot Dipped Galvanized

60.3mm Internal Diameter for 3/4" & 1" and 81mm for 1 1/4" & 1 1/2" and 2"

3/4" Boxes Minimum 25mm Deep

1" Boxes Minimum 28mm Deep

1 1/4" Boxes Minimum 40mm Deep & 48mm for 1 1/2" and 62.5mm for 2"

TERMINAL



ITEM CODE	SIZE
B-BC0175	3/4"
B-BC0110	1"
B-BC0112	1-1/4"
B-BC0115	1-1/2"
B-BC0122	2"

ANGLE



ITEM CODE	SIZE
B-BC0275	3/4"
B-BC0210	1"
B-BC0212	1-1/4"
B-BC0215	1-1/2"
B-BC0222	2"

THROUGH



ITEM CODE	SIZE
B-BC0375	3/4"
B-BC0310	1"
B-BC0312	1-1/4"
B-BC0315	1-1/2"
B-BC0322	2"

TEE



ITEM CODE	SIZE
B-BC0475	3/4"
B-BC0410	1"
B-BC0412	1-1/4"
B-BC0415	1-1/2"
B-BC0422	2"

INTERSECTION



ITEM CODE	SIZE
B-BC0575	3/4"
B-BC0510	1"
B-BC0512	1-1/4"
B-BC0515	1-1/2"
B-BC0522	2"

COVERS

FEMALE DOME COVER



ITEM CODE	SIZE
B-CV0275	3/4"
B-CV0210	1"
B-CV0212	1-1/4"
B-CV0215	1-1/2"
B-CV0222	2"

CIRCULAR BOX COVER



ITEM CODE	SIZE
B-CV0375	3/4"
B-CV0310	1"
B-CV0312	1-1/4"
B-CV0315	1-1/2"
B-CV0322	2"

COUPLINGS AND BENDS

COUPLING



ITEM CODE	SIZE
B-CP0175	3/4"
B-CP0110	1"
B-CP0112	1-1/4"
B-CP0115	1-1/2"
B-CP0122	2"

- **Material:** Steel
- **Finish:** Galvanized

EXPANSION COUPLING



ITEM CODE	SIZE
B-CP0275	3/4"
B-CP0210	1"
B-CP0212	1-1/4"
B-CP0215	1-1/2"
B-CP0222	2"

INSPECTION ELBOW



ITEM CODE	SIZE
B-EL0175	3/4"
B-EL0110	1"
B-EL0112	1- 1/4"
B-EL0115	1- 1/2"
B-EL0122	2"

INTERNAL THREAD NORMAL BEND



ITEM CODE	SIZE
B-EL0475	3/4"
B-EL0410	1"
B-EL0412	1-1/4"
B-EL0415	1-1/2"
B-EL0422	2"

INSPECTION TEE



ITEM CODE	SIZE
B-EL0375	3/4"
B-EL0310	1"
B-EL0312	1- 1/4"
B-EL0315	1- 1/2"
B-EL0322	2"

- **Material:** Malleable Iron Body with Steel Cover
- **Finish:** Galvanized

INSPECTION BEND



ITEM CODE	SIZE
B-EL0275	3/4"
B-EL0210	1"
B-EL0212	1- 1/4"
B-EL0215	1- 1/2"
B-EL0222	2"

LOCKNUTS

HEXAGONAL LOCKNUT -LIGHT



ITEM CODE	SIZE
B-LN0175	3/4"
B-LN0110	1"
B-LN0112	1-1/4"
B-LN0115	1- 1/2"
B-LN0122	2"

- **Material:** Steel
- **Finish:** Galvanized

LOCKING RING



ITEM CODE	SIZE
B-LN0375	3/4"
B-LN0310	1"
B-LN0312	1- 1/4"
B-LN0315	1- 1/2"
B-LN0322	2"

BRASS FITTINGS

MALE BUSH - SHORT



ITEM CODE	SIZE
B-BS0175	3/4"
B-BS0110	1"
B-BS0112	1-1/4"
B-BS0115	1-1/2"
B-BS0122	2"

MALE BUSH - LONG



ITEM CODE	SIZE
B-BS0275	3/4"
B-BS0210	1"
B-BS0212	1-1/4"
B-BS0215	1-1/2"
B-BS0222	2"

FEMALE BUSH



ITEM CODE	SIZE
B-BS0375	3/4"
B-BS0310	1"
B-BS0312	1-1/4"
B-BS0315	1-1/2"
B-BS0322	2"

- **Material:** Brass
- **Finish:** Self Colour

ADAPTORS (BRASS)

MALE ADAPTOR



- **Material:** Brass
- **Finish:** Self Colour

ITEM CODE	SIZE
B-A0175	3/4"
B-A0110	1"
B-A0112	1-1/4"
B-A0115	1-1/2"
B-A0122	2"

FEMALE ADAPTOR



ITEM CODE	SIZE
B-A0375	3/4"
B-A0310	1"
B-A0312	1-1/4"
B-A0315	1-1/2"
B-A0322	2"

SADDLES

DISTANCE SADDLE



ITEM CODE	SIZE
B-SD0375	3/4"
B-SD0310	1"
B-SD0312	1-1/4"
B-SD0315	1-1/2"
B-SD0322	2"

BAR SADDLE



ITEM CODE	SIZE
B-SD0475	3/4"
B-SD0410	1"
B-SD0412	1-1/4"
B-SD0415	1-1/2"
B-SD0422	2"

- **Material:** Steel and Malleable Iron Base of Distance Saddle
- **Finish:** Galvanized

STEEL FLEXIBLE CONDUIT

- Flexible Material** : HDG Galvanized Steel Strip
- Properties** : Provides strong protection for cables
- Temp range** : -25°C to +75°C
- IP Rating** : IP 40 / IP 54 with recommended adaptor.
- Construction** : Highly flexible steel conduit offers excellent mechanical protection
- Features** : Ideal for general wiring installations and provides good flexible bending and vibration applications



SFC - GENERAL PURPOSE, GALVANIZED STEEL, SQUARELOCK

Item code	Size	Internal Diameter (mm)	External Diameter (mm)	Min. Bend Radius (mm)	Coil Packing (M)
SFC301	16 mm	13	15.50	40	50
SFC302	20 mm	17	20	45	25
SFC303	25 mm	21	24	55	25
SFC304	32 mm	28	32	60	15
SFC305	40 mm	34	38	80	10
SFC306	50 mm	46	51	90	10

PVC COATED STEEL FLEXIBLE CONDUIT

- Flexible Material** : HDG Galvanized Steel Strip
- Jacket Properties** : Heat retardant self extinguishing PVC Coating
- PVC color** : Black (Grey available upon request)
- Temp range** : -25°C to + 75°
- IP Rating** : IP54 (When installed with suitable water tight adaptors)
- Construction** : Galvanized steel core with enhanced low acid PVC Coating
- Features** : Highly Flexible, High Impact Strength and Low Smoke Density. Can be used for Mechanical Protection of Cables and Wires in Tunnels, Hospitals, High Rise Buildings and Underground



Item code	Size	Internal Diameter (mm)	External Diameter (mm)	Min. Bend Radius (mm)	Coil Packing (M)
PCSFC601	16 mm	13	16.50	40	50
PCSFC602	20 mm	17	21.6	45	25
PCSFC603	25 mm	21	26	55	25
PCSFC604	32 mm	28	34	60	15
PCSFC605	40 mm	34	39.50	90	10
PCSFC606	50 mm	46	53	100	10

*** Other Sizes can be supplied upon request.

LOW SMOKE ZERO HALOGEN (LSOH) COATED FLEXIBLE CONDUIT

- Flexible Material** : HDG Galvanized Steel Strip
- Jacket Properties** : Heat resistant, Low Smoke Halogen free PVC Coating
- PVC Color** : Black (Grey also available upon request)
- Temperature Range** : -25°C to +105°C
- IP Rating** : IP 54 (When installed with suitable Water Tight Adaptors)
- Construction** : Highly Flexible Steel Conduit with LSOH PVC Coating
- Features** : Do not emit Hazardous Gases when Heated or in Flames.
 Highly Flexible, High Impact Strength and Low Smoke Density.
 Can be used for Mechanical Protection of Cables and Wires in
 Tunnels, Hospitals, High Rise Buildings and Underground



Item code	Size	Internal Diameter (mm)	External Diameter (mm)	Min. Bend Radius (mm)	Coil Packing (M)
LSOHFC601	16 mm	13	16.50	40	50
LSOHFC602	20 mm	17	21.6	45	25
LSOHFC603	25 mm	21	26	55	25
LSOHFC604	32 mm	28	34	60	15
LSOHFC605	40 mm	34	39.50	90	10
LSOHFC606	50 mm	46	53	100	10

LIQUID TIGHT FLEXIBLE CONDUIT

- Flexible Material** : HDG Galvanized Steel Strip
- Jacket Properties** : Excellent mechanical strength with flexible capabilities, this jacket is resistant to oil, acid and sea water.
- PVC Color** : Black (Grey also available upon request)
- Temperature Range** : -25°C to +105°C
- IP Rating** : IP 67 (When installed with suitable water tight adaptor)
- Construction** : Highly Flexible Steel Conduit with Cotton Filling and FR PVC Coating
- Features** : Complete Protection against most Liquid and Moisture Vapour



Item code	Size	Internal Diameter (mm)	External Diameter (mm)	Min. Bend Radius (mm)	Coil Packing (M)
LTFC601	16 mm	13	16	50	50
LTFC602	20 mm	16	21	65	25
LTFC603	25 mm	21	26	100	25
LTFC604	32 mm	26	33	135	15
LTFC605	40 mm	34	39	150	10
LTFC606	50 mm	46	50	180	10

LOW SMOKE ZERO HALOGEN LIQUID TIGHT FLEXIBLE CONDUIT

- Flexible Material** : HDG Galvanized Steel Strip
- Jacket Properties** : Excellent mechanical strength with flexible capabilities, this jacket is resistant to oil, acid, sea water, heat, low smoke and halogen free
- PVC Color** : Grey (Black also available upon request)
- Temperature Range** : -25°C to +150°C
- IP Rating** : IP 67 (When installed with suitable water tight adaptor)
- Resistance to Flame** : Flame dies in 30 seconds after ignition source is removed
- Construction** : Highly Flexible Steel Conduit with cotton filling and LSOH PVC Coating
- Features** : Complete Protection against most Liquids and Moisture Vapour



Item code	Size	Internal Diameter (mm)	External Diameter (mm)	Min. Bend Radius (mm)	Coil Packing (M)
LSOHLT601	16 mm	13	16.50	50	50
LSOHLT602	20 mm	16	21.6	65	25
LSOHLT603	25 mm	21	26	100	25
LSOHLT604	32 mm	26	34	135	15
LSOHLT605	40 mm	34	39	150	10
LSOHLT606	50 mm	46	52	180	10

FLEXIBLE CONDUIT SYSTEM ADAPTORS

MALE ADAPTOR WITH SCREW



ITEM CODE	SIZE
B-A0116	16 mm
B-A0120	20 mm
B-A0125	25 mm
B-A0132	32 mm
B-A0140	40 mm
B-A0150	50 mm

MALE ADAPTOR WITHOUT SCREW



ITEM CODE	SIZE
B-A0216	16 mm
B-A0220	20 mm
B-A0225	25 mm
B-A0232	32 mm
B-A0240	40 mm
B-A0250	50 mm

FEMALE ADAPTOR WITH SCREW



- **Material:** Brass
- **Finish:** Self Colour

ITEM CODE	SIZE
B-A0316	16 mm
B-A0320	20 mm
B-A0325	25 mm
B-A0332	32 mm
B-A0340	40 mm
B-A0350	50 mm

FEMALE ADAPTOR WITHOUT SCREW



ITEM CODE	SIZE
B-A0416	16 mm
B-A0420	20 mm
B-A0425	25 mm
B-A0432	32 mm
B-A0440	40 mm
B-A0450	50 mm

BRASS NICKEL PLATED ADAPTOR



ITEM CODE	SIZE
B-A0516	16 mm
B-A0520	20 mm
B-A0525	25 mm
B-A0532	32 mm
B-A0540	40 mm
B-A0550	50 mm

- **Material:** Brass
- **Finish:** Nickel Plated

LIQUID TIGHT NICKEL PLATED BRASS ADAPTOR



ITEM CODE	SIZE
B-A0616	16 mm
B-A0620	20 mm
B-A0625	25 mm
B-A0632	32 mm
B-A0640	40 mm
B-A0650	50 mm

*** Other Sizes can be supplied upon request.

SWITCH AND SOCKET BOXES

- Socket Boxes are available in various depths like 25mm, 35mm and 47mm.
- They are designed with adjustable lugs for easy fitting of accessories and with one brass earth terminal.
- Each Box is produced with specified number and size of knockouts 20mm & 25mm which allow adequate cable entries for wiring purpose.
- Normal Dimensions: One Gang - 72mm x 72mm, Two Gang - 132mm x 72mm.

Material	Steel
Finish	Pre-Galvanised
Standard	BS4662


SWITCH BOXES - ONE GANG

Standard	Type	Item Code	Size (mm)			
			Width	Length	Depth	Thickness
BS 4662	Intermediate Deep	B-SB12511	72	72	25	1.1
		B-SB12512	72	72	25	1.2
	Standard Deep	B-SB13511	72	72	35	1.1
		B-SB13512	72	72	35	1.2
	Extra Deep	B-SB14711	72	72	47	1.1
		B-SB14712	72	72	47	1.2
	Extension	B-SB116E	72	72	16	1.1
		B-SB125E	72	72	25	1.1
		B-SB135E	72	72	35	1.1
	Cover	B-SB112C	72	72	-	1.2



SWITCH BOXES - TWO GANG

Standard	Type	Item Code	Size (mm)			
			Width	Length	Depth	Thickness
BS 4662	Intermediate Deep	B-SB22511	72	132	25	1.1
		B-SB22512	72	132	25	1.2
	Standard Deep	B-SB23511	72	132	35	1.1
		B-SB23512	72	132	35	1.2
	Extra Deep	B-SB24711	72	132	47	1.1
		B-SB24712	72	132	47	1.2
	Extension	B-SB216E	72	132	16	1.1
		B-SB225E	72	132	25	1.1
		B-SB235E	72	132	35	1.1
	Cover	B-SB212C	72	132	-	1.2



*** Other Sizes can be supplied upon request

*** HDG upon request

STEEL ADAPTABLE BOXES


Material	Steel
Finish	Pre-Galvanised
IP Rating	IP40 / IP54
Standard	BS 4568 PART 2

ITCC heavy duty adaptable boxes can be used as a junction box for installation with electrical conduits ranging from 20mm up to diameter. Boxes are supplied with and without knock out holes so as users can drill the required holes according to installation needs. The boxes can be supplied with a rubber gasket to improve the IP rating to IP54. It could also serve as an utility junction box wiring connection purposes.

Note:

- Supplied with Steel screws as standard.
- Boxes with K.O. holes can be supplied upon special request with client’s dimensions.
- Other specifications, and thickness can be supplied upon request.

Item code		Size (mm)		
With Knockout	Without Knockout	Width	Length	Depth
B-AB2101	B-AB1101	75	75	50
B-AB2102	B-AB1102	100	100	50
B-AB2103	B-AB1103	100	100	75
B-AB2104	B-AB1104	150	150	75
B-AB2105	B-AB1105	225	225	75
B-AB2106	B-AB1106	300	300	75



METAL CLAD BOXES


Item code	Size (mm)		
	Width	Length	Depth
MCB-13812	72	72	38
MCB-23812	72	132	38



*** Other Sizes can be supplied upon request.



Masjid Al-Haram Expansion Project KSA



King Abdulaziz Airport KSA



Jewel of the Creek UAE



Aramco Jazan Refinery KSA



Expo 2020 Project UAE



Mohamed Bin Rashid City UAE



The Point Mall Palm Jumeirah UAE



Abdali Mall Jordan




AKOYA OXYGEN UAE



American University of Sharjah UAE



Bahrain International Airport Expansion



Hamad International Airport Qatar




Waterfront City 2 LEBANON



Cairo Intl Airport Egypt



Riyadh Metro KSA



Basra Sports City Iraq



New Administrative Capital Egypt



Al Amiri Hospital Expansion Kuwait



Kingdom Tower KSA



Doha Festival City Qatar



Al Ain Hospital UAE



Al Dabbiya Surface Facilities Phase 3 UAE



Al Habtoor City Dubai UAE



Burjeel Medical City UAE



Cardiology Center Bahrain



Doha Metro Qatar



Dubai Hills Mall UAE



Emerald Palace Kempinski Dubai UAE




FLY DUBAI HEADQUARTERS UAE




Wafi Hotel Complex and Mall Expansion UAE





International Tube & Conduit Company Ltd.



T: +966 12 2889198 – T: +966 12 2885935 – P.O. Box 10374 Jeddah 21433 – KSA
Email: sales@itcc-group.com – www.itcc-group.com