

EMT Connectors and Connector Couplings

Compression Type Connector - Zinc Die Cast



Features

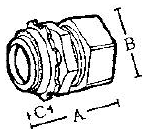
- Compressed type connector
- Concrete tight
- Assembled with a die cast locknut
- Available with insulated throat

Applications

- Connectors; use to join EMT to box or enclosure
- Couplings; use to join two lengths of EMT

Standard Material

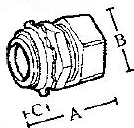
- Zinc die cast



Catalog Number	Size	Unit Carton	Ship Case	Weight/ Case	Dimensions (in)		
					A	B	C
CZ-CCN050	½"	50	500	50	1.200	0.720	0.370
CZ-CCN075	¾"	25	250	35	1.260	0.940	0.390
CZ-CCN100	1"	50	200	40	1.420	1.180	0.470
CZ-CCN125	1-¼"	---	25	10	1.650	1.560	0.550
CZ-CCN150	1-½"	---	20	11	1.810	1.770	0.590
CZ-CCN200	2"	---	15	12	2.050	2.220	0.710
CZ-CCN250	2-½"	---	12	13	2.630	2.630	0.860
CZ-CCN300	3"	---	12	16	2.770	2.770	1.010
CZ-CCN350	3-½"	---	10	18	2.770	2.770	0.940
CZ-CCN400	4"	---	6	12	2.770	2.770	1.000



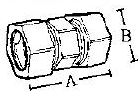
Compression Type Connector with Insulated Throat - Zinc Die Cast



Catalog Number	Size	Unit Carton	Ship Case	Weight/ Case	Dimensions (in)		
					A	B	C
CZI-CCN050	½"	50	200	50	1.200	0.720	0.370
CZI-CCN075	¾"	25	250	35	1.260	0.940	0.390
CZI-CCN100	1"	50	200	40	1.420	1.180	0.470
CZI-CCN125	1-¼"	---	25	10	1.650	1.560	0.550
CZI-CCN150	1-½"	---	20	11	1.810	1.770	0.590
CZI-CCN200	2"	---	15	12	2.050	2.220	0.710
CZI-CCN250	2-½"	---	12	13	2.630	2.630	0.860
CZI-CCN300	3"	---	12	16	2.770	2.770	1.010
CZI-CCN350	3-½"	---	10	18	2.770	2.770	0.940
CZI-CCN400	4"	---	6	12	2.770	2.770	1.000



Compression Type Coupling - Zinc Die Cast



Catalog Number	Size	Unit Carton	Ship Case	Weight/ Case	Dimensions (in)	
					A	B
CZ-CCP050	½"	50	500	60	1.500	0.730
CZ-CCP075	¾"	25	250	48	1.540	0.940
CZ-CCP100	1"	50	200	56	1.610	1.180
CZ-CCP125	1-¼"	---	25	11	1.850	1.560
CZ-CCP150	1-½"	---	20	14	2.090	1.770
CZ-CCP200	2"	---	15	14	2.200	2.220
CZ-CCP250	2-½"	---	12	16	3.290	3.700
CZ-CCP300	3"	---	12	21	3.420	4.490
CZ-CCP350	3-½"	---	10	22	3.510	5.060
CZ-CCP400	4"	---	6	15	3.540	5.630

